

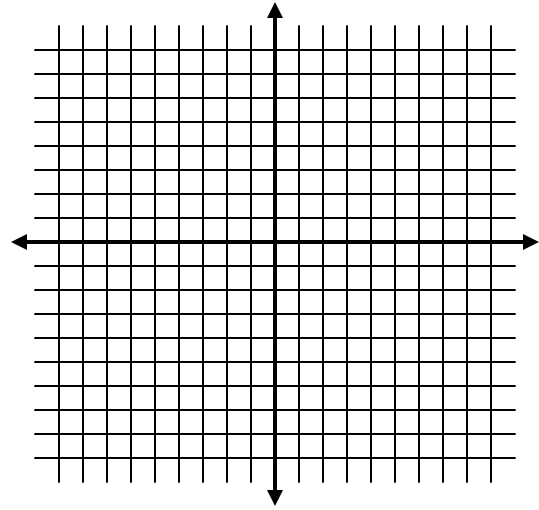
Graphing Linear Equations

Name _____

Graph the following linear equations using the T-charts given.

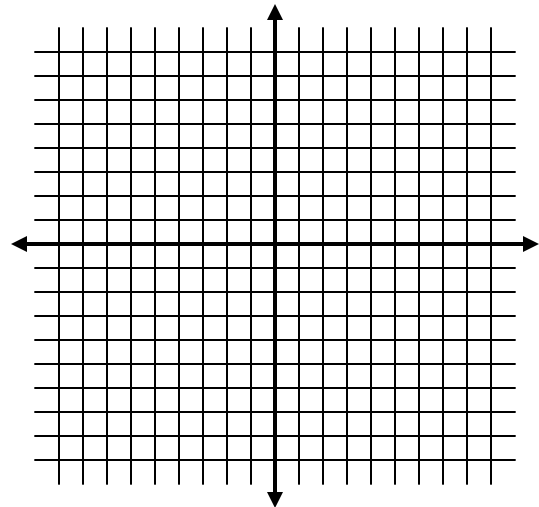
1) $y = x$

X	Y
-4	
-2	
0	
2	
4	



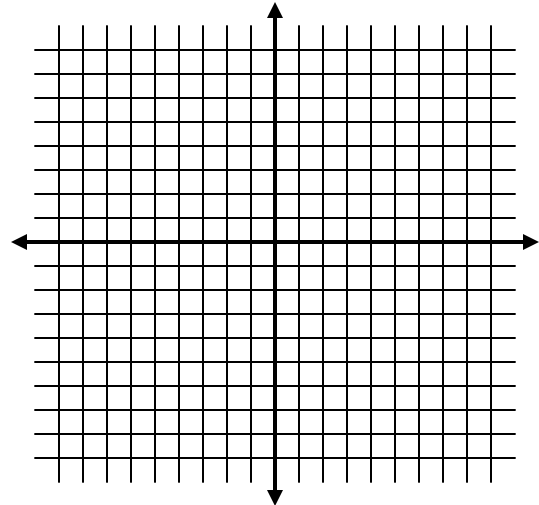
2) $y = 3x - 2$

X	Y
-2	
-1	
0	
1	
2	



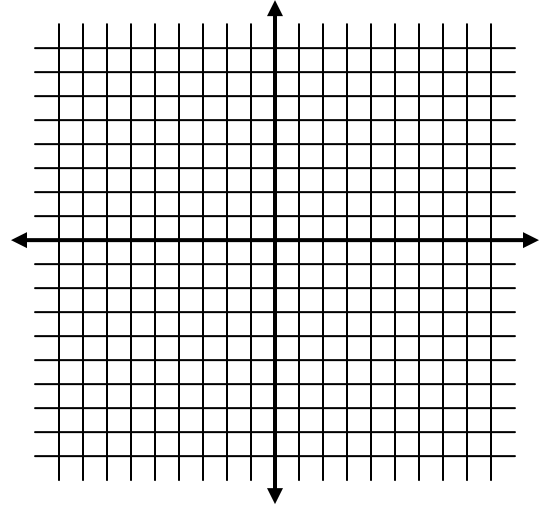
3) $y = -2x + 4$

X	Y
-2	
-1	
0	
1	
2	



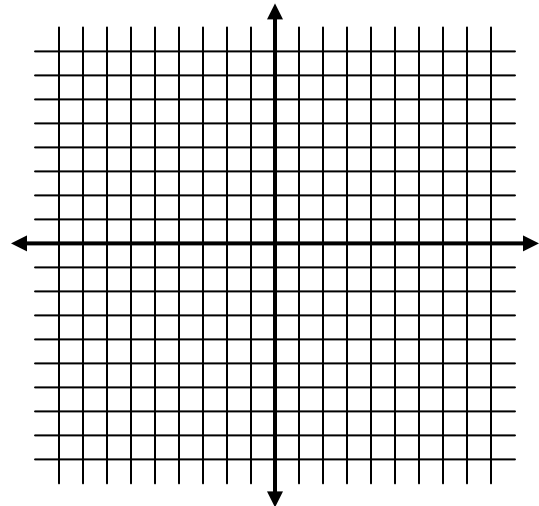
4) $3x + 2y = 4$

X	Y
-4	
-2	
0	
2	
4	



5) $x + 3y = 5$

X	Y
-4	
-1	
2	
5	
8	



6) $y = 4$

X	Y
-2	
-1	
0	
1	
2	

